

City of Palmdale HSR Station Area Plan

Student Engagement Survey

The Palmdale Aerospace Academy

The City of Palmdale is undertaking station area planning around a future High-Speed Rail (HSR) Multi-Modal Transit Station near downtown Palmdale. As a part of the project the Station Area Plan (SAP) will analyze the benefits a HSR station will generate for the City of Palmdale and the Antelope Valley.

This survey assists with the effort to develop a vision and urban design recommendations, establish a mobility strategy, and identify economic development opportunities.

	Total	%
What is your favorite mobility mode to get from one place to another?		
Car	33	77%
Walking	5	12%
Bicycle	3	7%
Skateboard	1	2%
Train	1	2%
Bus	0	0%
Other	0	0%
Scooter	0	0%
Skates	0	0%
Total	43	

Before this survey, did you know that the state of California is in the process of building a train system that will eventually provide service across the state and has the ability to go over 200 miles per hour?		
Yes	28	61%
No	18	39%
Total	46	

	Total	%
In one word, describe what the City of Palmdale means to you. (open-ended question)		
Home	18	39%
Dry	4	9%
Childhood	2	4%
Dirty	2	4%
Big	1	2%
Boring	1	2%
Desert	1	2%
Education	1	2%
Everything	1	2%
Family	1	2%
Fun	1	2%
Ghetto	1	2%
Happy	1	2%
Hot	1	2%
Life	1	2%
Lots	1	2%
Mad Max	1	2%
Nothing	1	2%
Ok	1	2%
Peaceful	1	2%
Potential	1	2%
Small	1	2%
Trash	1	2%
Unpredictable	1	2%
Total	46	

What type of features would you like to see within a High Speed Rail Station? Please select your top three choices		
Convenience store	33	72%
Restrooms	26	57%
Benches	25	54%
Public art	15	33%
Lighting	13	28%
Trash receptacles	11	24%
Bicycle racks	3	7%
Total	46	

What land-uses should be located close to the High Speed Rail Station? Please select your top three choices		
Restaurants	39	85%
Parks/open space	25	54%
Hotels	25	54%
Retail stores	21	46%
Entertainment venues	12	26%
Housing	4	9%
Total	46	

Total **%**

Of the following picture examples of a mixed-use area (housing/retail combined) which of the photos most appeal to you and would you like to see around the station?



31

67%



7

15%



6

13%







2

4%

Total

46

	Total	%
<p>Of the following options, which type of bicycle and pedestrian facilities do you think would work best or would you like to see in the area surrounding the station?</p>		
	21	46%
	13	28%
	12	26%
	0	0%
Total	46	

	Total	%
Of the following options, which scenario do you think is the best fit to provide for retail and entertainment venues around the station area?		
	18	40%
	12	27%
	9	20%
	6	13%
Total	45	

	Total	%
Choose which neighborhood design features are most appropriate for use surrounding the station area.		



21	46%
----	-----



13	28%
----	-----



6	13%
---	-----



6	13%
---	-----

Total	46	
-------	----	--

Would you personally use High-Speed Rail once completed?		
Yes	41	91%
No	4	9%
Total	45	

Response Summary	
Total Visits	47
Total Responses	46